


WBAWS Library Catalog by Title 2003-04-29

Audio and Video Media




Title: 2002 Utah Woodturning Symposium, June 13-15, 2002
Reference No.: 2002.11.17.017
Object type: CD
Format: CDFS
Copy Number: 1
Artist/Creator: Utah Association of Woodturners
Subject: Documentary
Description: This CD documents the 2002 Utah Woodturning Symposium, June 13-15, 2002. It contains photographs of the various events (Egg Cup Race, Opening & Closing, Super Wednesday, Swap Meet, Wood Carving Display, Silent Auction), demonstrations by various artists, and the gallery at the symposium, as well as handouts from the demonstrations.

Audio and Video Media




Title: A Lesson with Chris Stott: Basic Off Centre Turning
Reference No.: 2002.11.15.011
Object type: Videotape
Format: VHS
Copy Number: 1
Artist/Creator: Chris Stott
Subject: Instruction
Description: By altering the centres, or using an eccentric chuck a whole new aspect of woodturning is possible. Turn a hedgehog; a female form; an off centre leg; candlesticks; sculptures; eccentric boxes; off centre bowls.

Audio and Video Media




Title: A Lesson with Chris Stott: Cutting & Sharpening for Woodturners
Reference No.: 2002.12.06.023
Object type: Videotape
Format: VHS
Copy Number: 2
Artist/Creator: Chris Stott
Subject: Instruction
Description: Chris Stott shows you how to sharpen your roughing gouge, skew chisel, parting tools, scrapers and three ways of sharpening a spindle gouge. He then demonstrates the various cuts made with the tools all in detailed close ups.

Audio and Video Media




Title: A Lesson with Chris Stott: Cutting & Sharpening for Woodturners
Reference No.: 2002.11.15.012
Object type: Videotape
Format: VHS
Copy Number: 1
Artist/Creator: Chris Stott
Subject: Instruction
Description: Chris Stott shows you how to sharpen your roughing gouge, skew chisel, parting tools, scrapers and three ways of sharpening a spindle gouge. He then demonstrates the various cuts made with the tools all in detailed close ups.

Audio and Video Media




Title: A Lesson with Chris Stott: Decorative Effects & Colouring
Reference No.: 2002.11.15.009
Object type: Videotape
Format: VHS
Copy Number: 1
Artist/Creator: Chris Stott
Subject: Instruction
Description: This video covers many different ways of altering the look of a piece of wood, from simple carving techniques and abrading to grain enhancement and complex colouring, from burning and sandblasting to fuming and chemical dying.

Audio and Video Media




Title: A Lesson with Chris Stott: Decorative Effects & Colouring
Reference No.: 2002.12.06.025
Object type: Videotape
Format: VHS
Copy Number: 2
Artist/Creator: Chris Stott
Subject: Instruction
Description: This video covers many different ways of altering the look of a piece of wood, from simple carving techniques and abrading to grain enhancement and complex colouring, from burning and sandblasting to fuming and chemical dying.

Audio and Video Media




Title: A Lesson with Chris Stott: First Steps in Woodturning
Reference No.: 2003.01.20.002
Object type: Videotape
Format: VHS
Copy Number: 2
Artist/Creator: Chris Stott
Subject: Instruction
Description: An excellent video taking the beginner through the selection and use of basic woodturning tools.

Audio and Video Media




Title: A Lesson with Chris Stott: First Steps in Woodturning
Reference No.: 2002.12.06.028
Object type: Videotape
Format: VHS
Copy Number: 1
Artist/Creator: Chris Stott
Subject: Instruction
Description: An excellent video taking the beginner through the selection and use of basic woodturning tools.

Audio and Video Media




Title: A Lesson with Chris Stott: Inlaid and Novelty Boxes
Reference No.: 2002.11.17.006
Object type: Videotape
Format: VHS
Copy Number: 1
Artist/Creator: Chris Stott
Subject: Instruction
Description: Chris Stott shows how to make boxes with different materials and different decorative techniques, such as finials.

Audio and Video Media



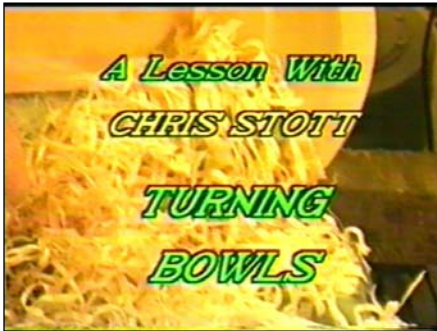
Title: A Lesson with Chris Stott: Natural Edges & Hollow Forms
Reference No.: 2003.02.15.001
Object type: Videotape
Format: VHS
Copy Number: 2
Artist/Creator: Chris Stott
Subject: Instruction
Description: Learn to wet-turn and create end grain bowls whilst retaining the bark as a rim.

Audio and Video Media




Title: A Lesson with Chris Stott: Natural Edges & Hollow Forms
Reference No.: 2002.12.06.027
Object type: Videotape
Format: VHS
Copy Number: 1
Artist/Creator: Chris Stott
Subject: Instruction
Description: Learn to wet-turn and create end grain bowls whilst retaining the bark as a rim.

Audio and Video Media




Title: A Lesson with Chris Stott: Turning Bowls
Reference No.: 2002.11.17.005
Object type: Videotape
Format: VHS
Copy Number: 2
Artist/Creator: Chris Stott
Subject: Instruction
Description: Chris Stott shows how to make three bowls -- a salad bowl, a plate, and a "bowl within a bowl".

Audio and Video Media




Title: A Lesson with Chris Stott: Turning Bowls
Reference No.: 2002.12.06.026
Object type: Videotape
Format: VHS
Copy Number: 1
Artist/Creator: Chris Stott
Subject: Instruction
Description: The essential guide to turning this classic shape and how to achieve the ultimate finish.

Audio and Video Media



Title: A Lesson with Chris Stott: Turning Boxes
Reference No.: 2002.12.06.024
Object type: Videotape
Format: VHS
Copy Number: 2
Artist/Creator: Chris Stott
Subject: Instruction
Description: Chris Stott gives precise instructions on the making of three boxes, and he teaches techniques that will help you develop finesse with your tools. Chris also shows how to sand and complete your pieces, helping you to decide which finish is best for your project.

Audio and Video Media



Title: A Lesson with Chris Stott: Turning Boxes
Reference No.: 2002.11.15.010
Object type: Videotape
Format: VHS
Copy Number: 1
Artist/Creator: Chris Stott
Subject: Instruction
Description: Chris Stott gives precise instructions on the making of three boxes, and he teaches techniques that will help you develop finesse with your tools. Chris also shows how to sand and complete your pieces, helping you to decide which finish is best for your project.

Audio and Video Media



Title: AAW Symposium, Provo, Utah, 1992, Demonstrations
Reference No.: 2002.11.16.008
Object type: Videotape
Format: VHS
Copy Number: 1
Artist/Creator: American Association of Woodturners (AAW)
Subject: Demonstration
Description: Introduction by Dale Nish. Demonstrations by Sorensen, Ray Allen, Mike Lee, Philips, Ray Key. Includes video of the group barbeque.

Audio and Video Media




Title: AAW Symposium, Utah 1998, Instant Gallery & Demonstrations
Reference No.: 2002.11.16.007
Object type: Videotape
Format: VHS
Copy Number: 1
Artist/Creator: West Bay Area Woodturner's Society
Subject: Demonstration
Description: Hand-held video of the instant gallery at the AAW Symposium in Utah, 1998. Also included are demonstrations by Mahoney, Morelli, Ellsworth, Bosch, Batty and Burningham.

Audio and Video Media



Title: Allan Batty at WBAWS 1999
Reference No.: 2002.11.16.001
Object type: Videotape
Format: VHS
Copy Number: 1
Artist/Creator: Allan Batty
Subject: Demonstration
Description: Allan Batty demonstrates at the lathe outside for the West Bay Area Woodturners Society.

Audio and Video Media




Title: Allan Batty's Masterclass: The Definitive Work on Hand Thread Chasing
Reference No.: 2002.11.15.013
Object type: Videotape
Format: VHS
Copy Number: 1
Artist/Creator: Allan Batty
Subject: Instruction
Description: Allan Batty brings you this definitive work and explains, in simple terms everything you'll ever need to know about the gentle art of hand thread chasing -- cutting threads in wood on a lathe.

Audio and Video Media




Title: Allan Batty's Masterclass: The Definitive Work on Hand Thread Chasing
Reference No.: 2002.11.16.002
Object type: Videotape
Format: VHS
Copy Number: 2
Artist/Creator: Allan Batty
Subject: Instruction
Description: Allan Batty brings you this definitive work and explains, in simple terms everything you'll ever need to know about the gentle art of hand thread chasing -- cutting threads in wood on a lathe.

Audio and Video Media



Title: Allan Batty's Masterclass: The Definitive Work on The Skew Chisel
Reference No.: 2003.01.20.013
Object type: Videotape
Format: VHS
Copy Number: 2
Artist/Creator: Allan Batty
Subject: Instruction
Description: Master craftsman Allan Batty brings you this definitive work on the use of the skew chisel. Every turner has on in his toolbox, but very few realise what a valuable and versatile tool it can be.

Audio and Video Media



Title: Allan Batty's Masterclass: The Definitive Work on The Skew Chisel

Reference No.: 2002.12.06.004

Object type: Videotape

Format: VHS


Copy Number: 1

Artist/Creator: Allan Batty

Subject: Instruction

Description: Master craftsman Allan Batty brings you this definitive work on the use of the skew chisel. Every turner has on in his toolbox, but very few realise what a valuable and versatile tool it can be.

Audio and Video Media



Title: Beyond Wood... Portrait of An Artist, Vol. 8 - Christian Burchard

Reference No.: 2002.12.06.002

Object type: Videotape

Format: VHS


Copy Number: 1

Artist/Creator: Christian Burchard

Subject: Documentary


Description: Beyond Wood... Portrait of an Artist is an exclusive series of videos highlighting the work of internationally known turned wood sculpture artists. Produced on location by Bernard Blain, each tape provides an in-depth look at the top artists in the field. For the neophyte, these videos are an education and introduction to an exciting new art medium. For the woodworker, they are an inspiration. Volume 8 features Christian Burchard.

Audio and Video Media




Title: Bowl Turning
Reference No.: 2003.03.17.001
Object type: Videotape
Format: VHS
Copy Number: 1
Artist/Creator: John Jordan
Subject: Instruction
Description: Bowl turning is a simple, step-by-step guide that will show you how to make elegant, successful decorative or functional bowls with a minimum of tools, expense and fuss. Each step is shown clearly and up close, so you can refer back to each section as often as needed. Among the techniques John shares are: Basic and advanced cuts with the deep-fluted bowl gouge, Sharpening, Natural or bark-edged bowls, Dry wood versus green wood, Why green wood doesn't crack or check, Power sanding, and Finishing. John will also discuss some of the frequently encountered problems when learning to turn, and how to deal with these problems when you're alone at the lathe.

Audio and Video Media



Title: Bowl Turning with Del Stubbs
Reference No.: 2002.12.06.001
Object type: Videotape
Format: BETA
Copy Number: 1
Artist/Creator: Del Stubbs
Subject: Instruction
Description: There's no better way to learn bowl turning than to watch an accomplished craftsman like Del Stubbs at the lathe. He knows his craft as few others do, and in this home video workshop, he shares his knowledge with you, demonstrating and explaining the basic equipment, tools and techniques--including design tips--that you need to transform a rough chunk of wood into a handsomely turned bowl.

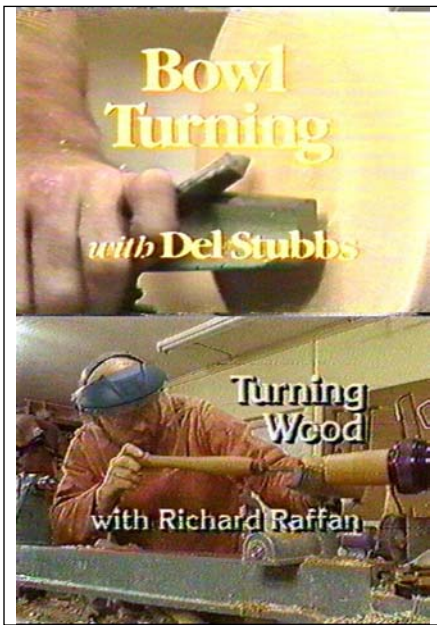
Audio and Video Media



Title: Bowl Turning with Del Stubbs
Reference No.: 2003.01.21.002
Object type: Videotape
Format: VHS
Copy Number: 2
Artist/Creator: Del Stubbs
Subject: Instruction
Description:

There's no better way to learn bowl turning than to watch an accomplished craftsman like Del Stubbs at the lathe. He knows his craft as few others do, and in this home video workshop, he shares his knowledge with you, demonstrating and explaining the basic equipment, tools and techniques--including design tips--that you need to transform a rough chunk of wood into a handsomely turned bowl.

Audio and Video Media



Title: Bowl Turning with Del Stubbs; Turning Wood with Richard Raffan
Reference No.: 2002.11.17.012
Object type: Videotape
Format: VHS
Copy Number: 1
Artist/Creator: Del Stubbs
 Richard Raffan

Subject: Instruction
Description: This tape contains copies of two programmes from Taunton Press -- "Bowl Turning with Del Stubbs" and "Turning Wood with Richard Raffan".

Audio and Video Media



Title: Chatterwork on Tops
Reference No.: 2002.11.17.007
Object type: Videotape
Format: VHS
Copy Number: 1
Artist/Creator: John Sauer
Subject: Demonstration
Description:

At a meeting of the West Bay Area Woodturners Society, John Sauer demonstrates the use of chatterwork to decorate toy spinning tops.

Audio and Video Media




Title: Dale Anderson at WBAWS, March 2002, Router Jig
Reference No.: 2002.11.16.016
Object type: Videotape
Format: VHS
Copy Number: 2
Artist/Creator: Dale Anderson
Subject: Demonstration
Description: At a West Bay Area Woodturners Society meeting in March 2002, Dale Anderson demonstrates the use of his jig for the use of a router or Dremel tool on the lathe.

Audio and Video Media




Title: Dale Anderson at WBAWS, March 2002, Router Jig
Reference No.: 2002.11.16.015
Object type: Videotape
Format: VHS
Copy Number: 1
Artist/Creator: Dale Anderson
Subject: Demonstration
Description: At a West Bay Area Woodturners Society meeting in March 2002, Dale Anderson demonstrates the use of his jig for the use of a router or Dremel tool on the lathe.

Audio and Video Media




Title: Dennis White Teaches Woodturning -1- Turning Between Centres: The Basics
Reference No.: 2002.11.15.014
Object type: Videotape
Format: VHS
Copy Number: 1
Artist/Creator: Dennis White
Subject: Instruction
Description: Starting with safe and healthy working, protecting the eyes and lungs and the use of sensible clothing, this video then progresses to the tools themselves, how to shape, grind, hone and use them, with advice on correct body movements. Turning the perfect basic cylinder is next, then cutting beads, coves and fillets.

Audio and Video Media




Title: Dennis White Teaches Woodturning -1- Turning Between Centres: The Basics
Reference No.: 2002.12.06.017
Object type: Videotape
Format: VHS
Copy Number: 2
Artist/Creator: Dennis White
Subject: Instruction
Description: Starting with safe and healthy working, protecting the eyes and lungs and the use of sensible clothing, this video then progresses to the tools themselves, how to shape, grind, hone and use them, with advice on correct body movements. Turning the perfect basic cylinder is next, then cutting beads, coves and fillets.

Audio and Video Media




Title: Dennis White Teaches Woodturning -2- Turning Bowls
Reference No.: 2002.12.06.021
Object type: Videotape
Format: VHS
Copy Number: 1
Artist/Creator: Dennis White
Subject: Instruction
Description: Bowls and simply bowls, using only one hand tool, but with differing methods of holding the wood.

Audio and Video Media




Title: Dennis White Teaches Woodturning -3- Boxes, Goblets and Screw Threads
Reference No.: 2002.12.06.018
Object type: Videotape
Format: VHS
Copy Number: 2
Artist/Creator: Dennis White
Subject: Instruction
Description: Between centre and faceplate turning is covered here with fascinating demonstrations of the creation of two boxes and goblets. Then a threading technique, which is probably the most fascinating part for the tape, with the lathe at 400 rpm and a pair of hand chasers.

Audio and Video Media




Title: Dennis White Teaches Woodturning -3- Boxes, Goblets and Screw Threads
Reference No.: 2002.11.15.015
Object type: Videotape
Format: VHS
Copy Number: 1
Artist/Creator: Dennis White
Subject: Instruction
Description: Between centre and faceplate turning is covered here with fascinating demonstrations of the creation of two boxes and goblets. Then a threading technique, which is probably the most fascinating part fo the tape, with the lathe at 400 rpm and a pair of hand chasers.

Audio and Video Media




Title: Dennis White Teaches Woodturning -4- Novelties and Projects
Reference No.: 2002.11.15.016
Object type: Videotape
Format: VHS
Copy Number: 1
Artist/Creator: Dennis White
Subject: Instruction
Description: This amazing session demonstrates how to make a dish with a glass insert, a lighter base and a clock, then goes on to further projects: a serviette ring, an egg, a ballpoint pen case, a lace bobbin, gavel and lastly an entire coffee grinder.

Audio and Video Media




Title: Dennis White Teaches Woodturning -4- Novelties and Projects
Reference No.: 2002.12.06.022
Object type: Videotape
Format: VHS
Copy Number: 2
Artist/Creator: Dennis White
Subject: Instruction
Description: This amazing session demonstrates how to make a dish with a glass insert, a lighter base and a clock, then goes on to further projects: a serviette ring, an egg, a ballpoint pen case, a lace bobbin, gavel and lastly an entire coffee grinder.

Audio and Video Media




Title: Dennis White Teaches Woodturning -5- Classic Profiles
Reference No.: 2002.11.15.017
Object type: Videotape
Format: VHS
Copy Number: 1
Artist/Creator: Dennis White
Subject: Instruction
Description: Whether it be a Georgian furniture leg or a Victorian baluster, this comprehensive video quickly outlines the setting out of the workpiece -- traditionally decorated with beads, hollows, fillets and other shapes. The correct turning sequences of these processes are clearly outlined.

Audio and Video Media




Title: Dennis White Teaches Woodturning -5- Classic Profiles
Reference No.: 2002.12.06.019
Object type: Videotape
Format: VHS
Copy Number: 2
Artist/Creator: Dennis White
Subject: Instruction
Description: Whether it be a Georgian furniture leg or a Victorian baluster, this comprehensive video quickly outlines the setting out of the workpiece -- traditionally decorated with beads, hollows, fillets and other shapes. The correct turning sequences of these processes are clearly outlined.

Audio and Video Media



Title: Dennis White Teaches Woodturning -6- Twists and Advanced Turning
Reference No.: 2003.01.20.007
Object type: Videotape
Format: VHS
Copy Number: 2
Artist/Creator: Dennis White
Subject: Instruction
Description: The most advanced of all, with the secrets of turning twists revealed.

Audio and Video Media



Title: Dennis White Teaches Woodturning -6- Twists and Advanced Turning
Reference No.: 2002.12.06.020
Object type: Videotape
Format: VHS
Copy Number: 1
Artist/Creator: Dennis White
Subject: Instruction
Description: The most advanced of all, with the secrets of turning twists revealed.

Audio and Video Media




Title: Donald Derry Demonstration at WBAWS 02/22/2003
Reference No.: 2003.04.28.002
Object type: Videotape
Format: VHS
Copy Number: 1
Artist/Creator: Donald Derry
Subject: Demonstration
Description: Donald Derry demonstrates hollow turning at the West Bay Area Woodturners Society on 02/22/2003. Don discusses the creative process and the questions a woodturner might ask of himself when creating a piece. He describes the technique of burnishing newly-sharpened tools to create a more effective cutting edge from the grinder burr. He also demonstrates the use of his hollowing tool, which uses a captured torque-arresting fixture and features a laser designator. Videotaped by Gordon Rockhill; approximately 4 hours.

Audio and Video Media




Title: Donald Derry Demonstration at WBAWS 02/22/2003
Reference No.: 2003.04.28.003
Object type: Videotape
Format: VHS
Copy Number: 2
Artist/Creator: Donald Derry
Subject: Demonstration
Description: Donald Derry demonstrates hollow turning at the West Bay Area Woodturners Society on 02/22/2003. Don discusses the creative process and the questions a woodturner might ask of himself when creating a piece. He describes the technique of burnishing newly-sharpened tools to create a more effective cutting edge from the grinder burr. He also demonstrates the use of his hollowing tool, which uses a captured torque-arresting fixture and features a laser designator. Videotaped by Gordon Rockhill; approximately 4 hours.

Audio and Video Media




Title: Elliptical Turning, An Introduction
Reference No.: 2002.12.06.003
Object type: Videotape
Format: VHS
Copy Number: 1
Artist/Creator: David Springett
Subject: Instruction
Description: David Spinggett explaines and demonstrates in great detail the creation of an oval frame with a moulded edge and the techniques which, once mastered, will lead you to the creation of superb elliptical frames, dishes and boxes. David demonstrates how, without great expense or trouble, you can build the specialist home-made chuck that will give you the ability to turn these fascinating elliptical pieces on an ordinary lathe.

Audio and Video Media




Title: Elliptical Turning, An Introduction
Reference No.: 2002.12.06.030
Object type: Videotape
Format: VHS
Copy Number: 2
Artist/Creator: David Springett
Subject: Instruction
Description: Create superb elliptical frames, dishes and boxes. Includes how to build specialist home made chucks to turn these pieces.

Audio and Video Media



Title: Focus on Decorative Techniques
Reference No.: 2002.12.06.009
Object type: Videotape
Format: VHS
Copy Number: 1
Artist/Creator: Robert Sorby
Subject: Demonstration
Description: Robert Sorby describes and demonstrates various decorative techniques.

Audio and Video Media



Title: Focus on Decorative Techniques
Reference No.: 2002.11.17.004
Object type: Videotape
Format: VHS
Copy Number: 2
Artist/Creator: Robert Sorby
Subject: Demonstration
Description: Robert Sorby describes and demonstrates various decorative techniques.

Audio and Video Media



Title: Frank Sudol at WBAWS, Tape #1
Reference No.: 2002.12.06.011
Object type: Videotape
Format: VHS
Copy Number: 1
Artist/Creator: Frank Sudol
Subject: Demonstration
Description: At a meeting of the West Bay Area Woodturners Society, Frank Sudol lectures and demonstrates. (Need better description -- ETW)

Audio and Video Media



Title: Frank Sudol at WBAWS, Tape #2
Reference No.: 2002.12.06.012
Object type: Videotape
Format: VHS
Copy Number: 1
Artist/Creator: Frank Sudol
Subject: Demonstration
Description: At a meeting of the West Bay Area Woodturners Society, Frank Sudol lectures and demonstrates. (Need better description -- ETW)

Audio and Video Media




Title: Frank Sudol at WBAWS, Tape #3
Reference No.: 2002.12.06.013
Object type: Videotape
Format: VHS
Copy Number: 1
Artist/Creator: Frank Sudol
Subject: Demonstration
Description: At a meeting of the West Bay Area Woodturners Society, Frank Sudol lectures and demonstrates. (Need better description -- ETW)

Audio and Video Media



Title: Frank Sudol at WBAWS, Tape #4
Reference No.: 2002.12.06.014
Object type: Videotape
Format: VHS
Copy Number: 1
Artist/Creator: Frank Sudol
Subject: Demonstration
Description: At a meeting of the West Bay Area Woodturners Society, Frank Sudol lectures and demonstrates. (Need better description -- ETW)

Audio and Video Media



Title: From The Tree To The Table
Reference No.: 2003.01.20.012
Object type: Videotape
Format: VHS
Copy Number: 1
Artist/Creator: Mike Mahoney
Subject: Instruction
Description: A broad discussion of the process of turning bowls and plates. Mike gives a overview of finding the wood, cutting blanks, rough turning, drying, chucking methods, re-turning, grinding, sanding, and finishes. In addition, he demonstrates use of the McNaughton nesting tool, explains his home-made vacuum chuck, and discusses proportions for base sizes of utilitarian items. An overview for the beginner with tips and tricks for the intermediate to advanced woodturner.

Audio and Video Media




Title: Glenn Krueg - Patinating and Gilding; Gary Rance - Demonstration
Reference No.: 2002.11.17.009
Object type: Videotape
Format: VHS
Copy Number: 1
Artist/Creator: Glenn Krueg
Gary Rance
Subject: Demonstration
Description: At a meeting of the West Bay Area Woodturners Society, Glenn Krueg discusses and demonstrates various techniques of patinating and gilding. In a second programme on the tape, Gary Rance demonstrates making a top, a lidded box, and an apple.

Audio and Video Media



Title: Highlights of the 1992 AAW Symposium
Reference No.: 2002.11.16.014
Object type: Videotape
Format: VHS
Copy Number: 1
Artist/Creator: American Association of Woodturners (AAW)
Subject: Documentary
Description: Highlights of the 1992 American Association of Woodturners Symposium at Brigham Young University in Utah. Hosted by Dale Nish.

Audio and Video Media



Title: Hollow Turning
Reference No.: 2002.11.15.021
Object type: Videotape
Format: VHS
Copy Number: 1
Artist/Creator: John Jordan
Subject: Instruction
Description: Hollow Turning is a simple step by step guide that removes the mystery of hollow turning. Each step is shown clearly and up-close so you can refer back as often as needed.

Audio and Video Media



Title: Jean-Francois Escoulen, Tape 1
Reference No.: 2002.11.17.002
Object type: Videotape
Format: VHS
Copy Number: 1
Artist/Creator: Jean-Francois Escoulen
Subject: Demonstration
Description: This informal video starts out with a slide show narrated by Jean-Francois Escoulen. The slide show covers his work and the work of some others. Then M. Escoulen demonstrates at the lathe. <E. Whipple: This tape is 4 hours long, and should be reviewed more fully.>

Audio and Video Media



Title: Jean-Francois Escoulen, Tape 2
Reference No.: 2002.11.17.013
Object type: Videotape
Format: VHS
Copy Number: 1
Artist/Creator: Jean-Francois Escoulen
Subject: Demonstration
Description: This tape picks up where Tape 1 left off. It begins with Jean-Francois working on an off-center turning.

Audio and Video Media



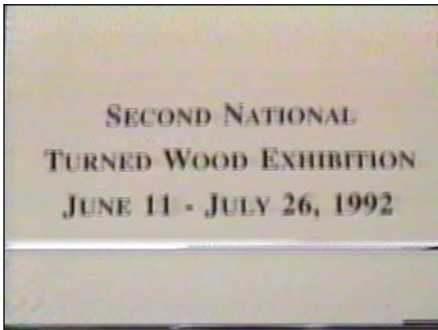
Title: Out of the Woods - The Jacobsen Collection
Reference No.: 2002.11.16.003
Object type: Videotape
Format: VHS
Copy Number: 1
Artist/Creator: Edward Jacobsen
Subject: Exhibition
Description: This video describes the Edward Jacobsen collection and its genesis.

Audio and Video Media



Title: Peter Oliver Demonstrates Off-center and Multi-axis Turning
Reference No.: 2003.01.20.003
Object type: Videotape
Format: VHS
Copy Number: 1
Artist/Creator: Peter Oliver
Subject: Demonstration
Description: At a meeting of the West Bay Area Woodturners Society, Peter Oliver (New Zealand) demonstrates off-center and multi-axis turning

Audio and Video Media



Title: Second National Turned Wood Exhibition June 11 - July 26, 1992
Reference No.: 2002.11.16.006
Object type: Videotape
Format: VHS
Copy Number: 1
Artist/Creator: Carlyn Galleries
Subject: Exhibition
Description: This video shows pieces from the Second National Turned Wood Exhibition at the Carlyn Galleries, June 11 - July 26, 1992.

Audio and Video Media



Title: Slotted Segmented Bowl
Reference No.: 2002.11.17.008
Object type: Videotape
Format: VHS
Copy Number: 1
Artist/Creator: Carl Johnson
Subject: Instruction
Description: At a meeting of the West Bay Area Woodturners Society, Carl Johnson demonstrates the planning and construction of an slotted segmented bowl. After introductory remarks on planning and design, he presents a slide show of the setup at his own shop. On the lathe at the meeting he shows the use of his jig for positioning the segments.

Audio and Video Media



Title: Soren Berger in San Mateo, June 2000, Part 1 of 3
Reference No.: 2002.11.16.011
Object type: Videotape
Format: VHS
Copy Number: 1
Artist/Creator: Soren Berger
Subject: Demonstration
Description: Soren Berger demonstrates at the lathe in San Mateo, June 2000. Part 1 of 3.

Audio and Video Media



Title: Soren Berger in San Mateo, June 2000, Part 2 of 3
Reference No.: 2002.11.16.012
Object type: Videotape
Format: VHS
Copy Number: 1
Artist/Creator: Soren Berger
Subject: Demonstration
Description: Soren Berger demonstrates at the lathe in San Mateo, June 2000. Part 2 of 3.

Audio and Video Media



Title: Soren Berger in San Mateo, June 2000, Part 3 of 3
Reference No.: 2002.11.16.013
Object type: Videotape
Format: VHS
Copy Number: 1
Artist/Creator: Soren Berger
Subject: Demonstration
Description: Soren Berger demonstrates at the lathe in San Mateo, June 2000. Part 3 of 3.

Audio and Video Media



Title: Spindle Turning and Boxes, Tape 1 of 2
Reference No.: 2002.12.06.010
Object type: Videotape
Format: VHS
Copy Number: 1
Artist/Creator: Gary Rance
Subject: Demonstration
Description: At a meeting of the West Bay Area Woodturners Society, Gary Rance demonstrates spindle turning and making boxes. (Poor video quality, possibly tracking? -- ETW)

Audio and Video Media



Title: Spindle Turning and Boxes, Tape 2 of 2
Reference No.: 2003.01.20.001
Object type: Videotape
Format: VHS
Copy Number: 1
Artist/Creator: Gary Rance
Subject: Demonstration
Description: At a meeting of the West Bay Area Woodturners Society, Gary Rance demonstrates spindle turning and making boxes. (Borrower's note: "ends abruptly")

Audio and Video Media



Title: Stuart Batty Demonstrates at WBAWS, Tape 1 of 2
Reference No.: 2003.01.20.004
Object type: Videotape
Format: VHS
Copy Number: 1
Artist/Creator: Stuart Batty
Subject: Demonstration
Description: At a meeting of the West Bay Area Woodturners Society, Stuart Batty demonstrates turning of a round bowl, square bowl, ball box and goblet.

Audio and Video Media



Title: Stuart Batty Demonstrates at WBAWS, Tape 2 of 2
Reference No.: 2003.01.20.005
Object type: Videotape
Format: VHS
Copy Number: 1
Artist/Creator: Stuart Batty
Subject: Demonstration
Description: At a meeting of the West Bay Area Woodturners Society, Stuart Batty demonstrates turning of a round bowl, square bowl, ball box and goblet.

Audio and Video Media



Title: The AAW: Who We Are - What We Offer
Reference No.: 2002.11.17.015
Object type: Videotape
Format: VHS
Copy Number: 2
Artist/Creator: American Association of Woodturners (AAW)
Subject: Promotion
Description: This is a promotional video produced by the American Association of Woodturners.

Audio and Video Media




Title: The AAW: Who We Are - What We Offer
Reference No.: 2002.11.17.014
Object type: Videotape
Format: VHS
Copy Number: 1
Artist/Creator: American Association of Woodturners (AAW)
Subject: Promotion
Description: This is a promotional video produced by the American Association of Woodturners.

Audio and Video Media




Title: The Tree of Music
Reference No.: 2002.11.16.010
Object type: Videotape
Format: VHS
Copy Number: 1
Artist/Creator: PBS - Nature
Subject: Documentary
Description: A documentary on the impingo tree (blackwood) of Africa from the series, "Nature", on PBS.

Audio and Video Media




Title: Tips for Turners, Tape 1
Reference No.: 2002.11.15.008
Object type: Videotape
Format: VHS
Copy Number: 1
Artist/Creator: David Ellsworth
Subject: Instruction
Description: Tape 1: Sharpening gouges; faceplates and chucks; turning an open bowl; jam chucks; sanding

Audio and Video Media




Title: Tips for Turners, Tape 1
Reference No.: 2002.12.06.006
Object type: Videotape
Format: VHS
Copy Number: 2
Artist/Creator: David Ellsworth
Subject: Instruction
Description: Tape 1: Sharpening gouges; faceplates and chucks; turning an open bowl; jam chucks; sanding

Audio and Video Media




Title: Tips for Turners, Tape 3
Reference No.: 2002.12.06.007
Object type: Videotape
Format: VHS
Copy Number: 1
Artist/Creator: David Ellsworth
Subject: Instruction
Description: Tape 3: Selecting the material, orienting the grain, cutting with the superflute gouge, sharpening, sanding & finishing, hollowing the bowl, finishing the bottom, polishing

Audio and Video Media



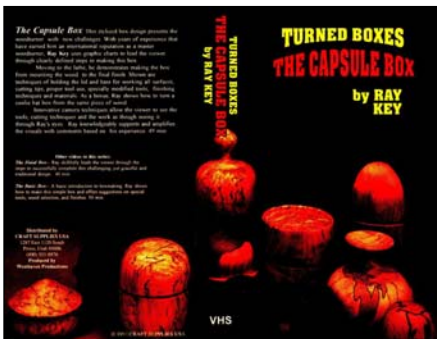
Title: Tips for Turners, Tape 3
Reference No.: 2003.01.20.010
Object type: Videotape
Format: VHS
Copy Number: 2
Artist/Creator: David Ellsworth
Subject: Instruction
Description: Tape 3: Selecting the material, orienting the grain, cutting with the superflute gouge, sharpening, sanding & finishing, hollowing the bowl, finishing the bottom, polishing. (This copy skips the introduction and title sequence, but doesn't miss anything important. -- ETW)

Audio and Video Media




Title: Turned Boxes: The Basic Box
Reference No.: 2002.11.15.007
Object type: Videotape
Format: VHS
Copy Number: 1
Artist/Creator: Ray Key
Subject: Instruction
Description: Through graphic charts and demonstrations at the lathe, the viewer is able to see the process of boxmaking broken down into clearly defined steps from mounting wood in the lathe to final finishes. Ray Key discusses the types of chucks available, ideas on shop safety, plus demos of special tools he has modified. Also included are techniques of holding the lid and base for working on all surfaces, tips on cutting, proper tool use, special tools, finishing techniques and materials.

Audio and Video Media



Title: Turned Boxes: The Capsule Box
Reference No.: 2002.11.15.005
Object type: Videotape
Format: VHS
Copy Number: 1
Artist/Creator: Ray Key
Subject: Instruction
Description: Ray Key demonstrates making the capsule box from mounting the wood to the final finish. Shown are techniques of holding the lid and base for working all surfaces, cutting tips, proper tool use, specially modified tools, finishing techniques and materials.

Audio and Video Media




Title: Turned Boxes: The Final Box
Reference No.: 2002.11.15.006
Object type: Videotape
Format: VHS
Copy Number: 1
Artist/Creator: Ray Key
Subject: Instruction
Description: Ray Key demonstrates making the final box from mounting the wood to the final finish. Shown are techniques of holding the lid and base for working all surfaces, cutting tips, proper tool use, specially modified tools, finishing techniques and materials.

Audio and Video Media



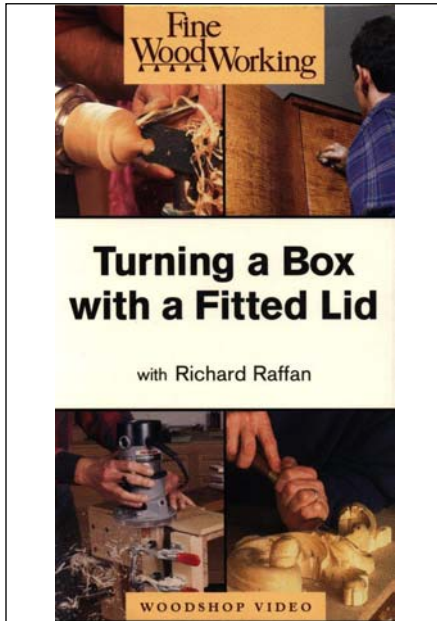
Title: Turned Forms - Selected Works from the Irving Lipton Collection
Reference No.: 2002.11.16.005
Object type: Videotape
Format: VHS
Copy Number: 1
Artist/Creator: Irving Lipton
Subject: Exhibition
Description: This video shows selected works from the Irving Lipton collection and describes Dr. Lipton's collecting.

Audio and Video Media




Title: Turned Wood '96
Reference No.: 2002.11.15.001
Object type: Videotape
Format: VHS
Copy Number: 1
Artist/Creator: del Mano Gallery
Subject: Exhibition
Description: 13th Annual Exhibition of Lathe Turned Objects, June 8 - July 6

Audio and Video Media




Title: Turning a Box with a Fitted Lid with Richard Raffan
Reference No.: 2002.11.15.018
Object type: Videotape
Format: VHS
Copy Number: 1
Artist/Creator: Richard Raffan
Subject: Instruction
Description: Here, Raffan shows you how to sneak up on the perfect fit. The trick is to fashion perfectly mating surfaces in the lid and base flange, and he demonstrates how. He also demonstrates several useful techniques, including hollowing with scrapers, using calipers, and fixing spit on the lathe.

Audio and Video Media



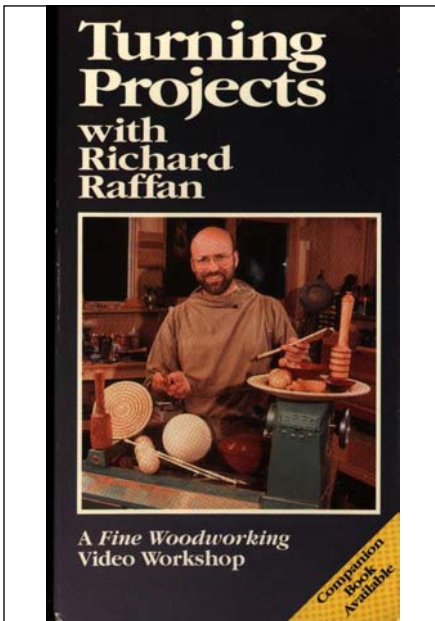
Title: Turning Boxes with Richard Raffan
Reference No.: 2003.01.21.001
Object type: Videotape
Format: VHS
Copy Number: 2
Artist/Creator: Richard Raffan
Subject: Instruction
Description: Internationally acclaimed woodturner Richard Raffan demonstrates how to make turned boxes with suction-fit lids in this 55-minute video. Raffan reveals the tricks you need to know when turning boxes and shows you step-by-step how to make three challenging types. You'll learn how to: make a perfect suction-fit lid, manipulate skew chisels and parting tools, turn decorative top knots and finials, back-hollow and chuck, fix cracks and splits, recover from mistakes, sand and apply a wax finish.

Audio and Video Media



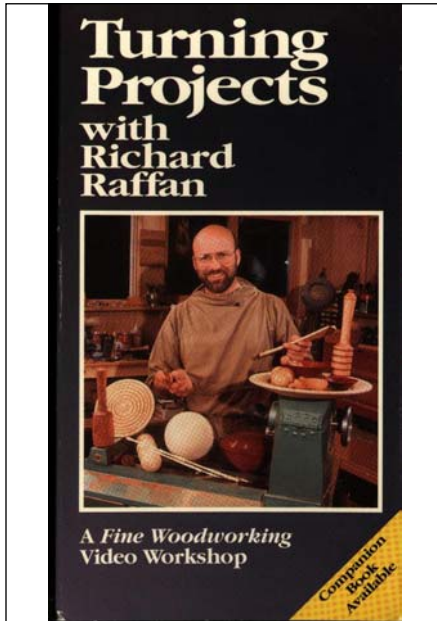
Title: Turning Boxes with Richard Raffan
Reference No.: 2002.12.06.015
Object type: Videotape
Format: VHS
Copy Number: 1
Artist/Creator: Richard Raffan
Subject: Instruction
Description: Internationally acclaimed woodturner Richard Raffan demonstrates how to make turned boxes with suction-fit lids in this 55-minute video. Raffan reveals the tricks you need to know when turning boxes and shows you step-by-step how to make three challenging types. You'll learn how to: make a perfect suction-fit lid, manipulate skew chisels and parting tools, turn decorative top knots and finials, back-hollow and chuck, fix cracks and splits, recover from mistakes, sand and apply a wax finish.

Audio and Video Media



Title: Turning Projects with Richard Raffan
Reference No.: 2002.12.06.016
Object type: Videotape
Format: VHS
Copy Number: 2
Artist/Creator: Richard Raffan
Subject: Instruction
Description: Raffan shows you how to manipulate skews, gouges and parting tools to produce the whole repertoire of wood-turning cuts, and how to recognize the structural aspects of a project as it develops on the lathe. Raffan also shows you how to sand and apply finishes and waxes, and he offers important safety tips throughout the tape.

Audio and Video Media



Title: Turning Projects with Richard Raffan
Reference No.: 2002.11.15.019
Object type: Videotape
Format: VHS
Copy Number: 1
Artist/Creator: Richard Raffan
Subject: Instruction
Description: Raffan shows you how to manipulate skewers, gouges and parting tools to produce the whole repertoire of wood-turning cuts, and how to recognize the structural aspects of a project as it develops on the lathe. Raffan also shows you how to sand and apply finishes and waxes, and he offers important safety tips throughout the tape.

Audio and Video Media



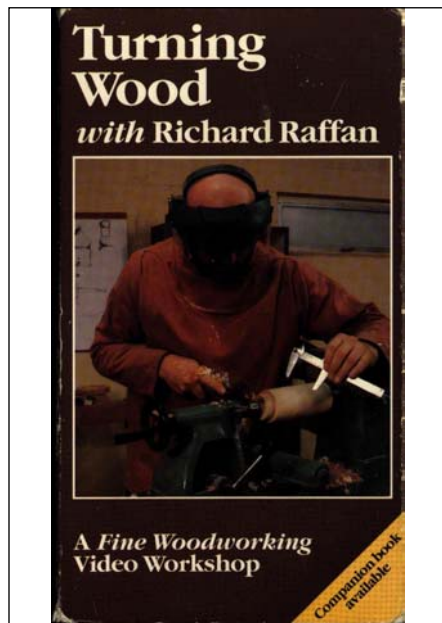
Title: Turning Redwood Bowls in Production
Reference No.: 2002.12.06.008
Object type: Videotape
Format: VHS
Copy Number: 1
Artist/Creator: Chuck McLaughlin
Subject: Demonstration
Description: Chuck McLaughlin describes and demonstrates production turning of redwood bowls at a meeting of the West Bay Area Woodturners Society. (Poor video quality, possibly tracking? -- ETW)

Audio and Video Media



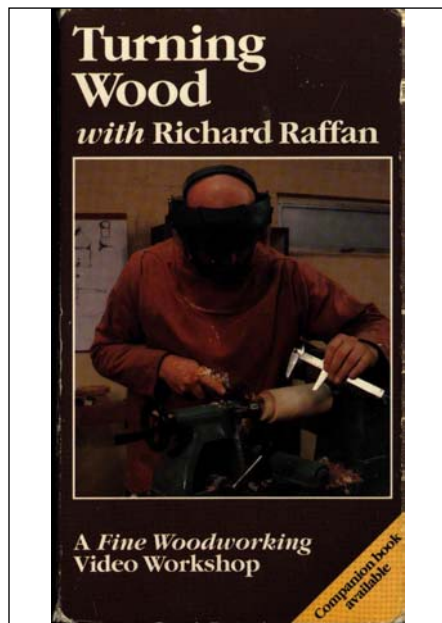
Title: Turning Tagua Nuts
Reference No.: 2002.11.17.010
Object type: Videotape
Format: VHS
Copy Number: 1
Artist/Creator: Glenn Krueg
Subject: Demonstration
Description: At a meeting of the West Bay Area Woodturners Society, Glenn Krueg discusses and demonstrates turning tagua nuts.

Audio and Video Media



Title: Turning Wood with Richard Raffan
Reference No.: 2003.01.20.011
Object type: Videotape
Format: BETA
Copy Number: 2
Artist/Creator: Richard Raffan
Subject: Instruction
Description: Richard Raffan demonstrates the moves that are so important to skillful woodturning. Then he leads you through six useful projects from his companion book, "Turning Wood".

Audio and Video Media



Title: Turning Wood with Richard Raffan
Reference No.: 2002.11.15.020
Object type: Videotape
Format: VHS
Copy Number: 1
Artist/Creator: Richard Raffan
Subject: Instruction
Description: Richard Raffan demonstrates the moves that are so important to skillful woodturning. Then he leads you through six useful projects from his companion book, "Turning Wood".

Audio and Video Media




Title: WBAWS Club Programs 1996
Reference No.: 2002.11.16.009
Object type: Videotape
Format: VHS
Copy Number: 1
Artist/Creator: West Bay Area Woodturner's Society
Glenn Krueg
Bob Morelli
Mike Shuler

Audio and Video Media continued...

Subject: Demonstration

Description: A walkthrough of Glenn Krueg's woodturning shop. Bob Morelli describes his shop and demonstrates his vacuum chuck (powered by Hoover). At a club meeting, Mike Shuler presents his work in a slide show and lecture; he discusses segmented turning and the turning of pine cones. Finally, the club turning contest and show is presented.

Audio and Video Media



Title: Woodturning - A Foundation Course

Reference No.: 2003.01.20.009

Object type: Videotape

Format: VHS


Copy Number: 2

Artist/Creator: Keith Rowley

Subject: Instruction

Description: Here's a complete course in the basic, safe and correct techniques for mastering the lathe. Learn to create beautifully shaped bevels, balusters, and chair and table legs by using gouge chisels on a lathe. Each chapter takes on an essential aspect of woodturning—from types of lathes and accessories to sharpening, from turning between centers to faceplate turning, from copyturning to boring and routing.

Audio and Video Media



Title: Woodturning - A Foundation Course

Reference No.: 2002.12.06.005

Object type: Videotape

Format: VHS

Copy Number: 1

Artist/Creator: Keith Rowley

Subject: Instruction


Description: Here's a complete course in the basic, safe and correct techniques for mastering the lathe. Learn to create beautifully shaped bevels, balusters, and chair and table legs by using gouge chisels on a lathe. Each chapter takes on an essential aspect of woodturning—from types of lathes and accessories to sharpening, from turning between centers to faceplate turning, from copyturning to boring and routing.

Audio and Video Media




Title: Woodturning with Bonnie Klein, Tapes 1, 2 and 3
Reference No.: 2002.11.17.016
Object type: Videotape
Format: VHS
Copy Number: 1
Artist/Creator: Bonnie Klein
Subject: Instruction
Description: This tape is a poor copy of tapes 1, 2 and 3 of the "Woodturning with Bonnie Klein" series. <E. Whipple - This tape does not track well in my players.>

Audio and Video Media




Title: Woodturning with Bonnie Klein, Volume I, Techniques and Projects
Reference No.: 2003.01.20.006
Object type: Videotape
Format: VHS
Copy Number: 1
Artist/Creator: Bonnie Klein
Subject: Instruction
Description: Video I in the series using the KLEIN DESIGN Inc. lathe. This video covers tool sharpening and basic cutting techniques. There is a selection of projects including - spinning tops, a tool handle with a brass ferule, a wooden pen, a twig pit from a branch and earrings.

Audio and Video Media




Title: Woodturning with Bonnie Klein, Volume III, Turned Boxes and Other Projects
Reference No.: 2002.11.15.004
Object type: Videotape
Format: VHS
Copy Number: 1
Artist/Creator: Bonnie Klein
Subject: Instruction
Description: Video III in the series using the KLEIN DESIGN Inc. lathe. This video starts out with some chatter techniques and decorating with colors. Basic box turning techniques are demonstrated, such as mounting, and turning inside and outside of the top and bottom. Other projects include an acorn box, bolor ties and tips, a purse mirror and refrigerator magnets. The use of a buffing wheel for polishing projects is also demonstrated.

Audio and Video Media



Title: Woodturning with Bonnie Klein, Volume IV, Turning Unusual Materials
Reference No.: 2002.11.15.003
Object type: Videotape
Format: VHS
Copy Number: 1
Artist/Creator: Bonnie Klein
Subject: Instruction
Description: Video IV in the series using the KLEIN DESIGN Inc. lathe. This video covers such materials as gagua nuts, horn, bone, cast polyester, antler, mother of pearl, hoof, and solid surface counter top materials. Several projects using these materials are demonstrated. Sources, techniques and finishing processes are discussed.

Audio and Video Media




Title: Woodturning with Bonnie Klein, Volume V, Turned Boxes with Threaded Lids
Reference No.: 2002.11.15.002
Object type: Videotape
Format: VHS
Copy Number: 1
Artist/Creator: Bonnie Klein
Subject: Instruction
Description: Video V in the series using the KLEIN DESIGN Inc. lathe. This video covers two different threading jigs, the way they are used and demonstrates the entire process of making a box with a threaded lid.

Audio and Video Media




Title: Woodturning with the Stewart Tool Component System
Reference No.: 2002.11.17.011
Object type: Videotape
Format: VHS
Copy Number: 1
Artist/Creator: Dennis Stewart
Subject: Instruction
Description: Dennis Stewart introduces and teaches the use of his Stewart Tool component system. These include tools for hollow turning.

Audio and Video Media




Title: Woodturning Wizardry with David Springett
Reference No.: 2003.01.20.008
Object type: Videotape
Format: VHS
Copy Number: 2
Artist/Creator: David Springett
Subject: Instruction
Description: Create intricate pieces that will intrigue and amaze with the master of the impossible, David Springett. A superb step-by-step demonstration with comprehensive explanations.

Audio and Video Media



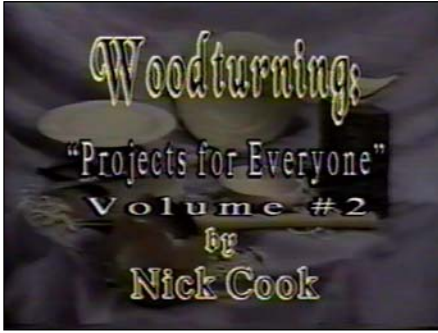
Title: Woodturning Wizardry with David Springett
Reference No.: 2002.12.06.029
Object type: Videotape
Format: VHS
Copy Number: 1
Artist/Creator: David Springett
Subject: Instruction
Description: Create intricate pieces that will intrigue and amaze with the master of the impossible, David Springett. A superb step-by-step demonstration with comprehensive explanations.

Audio and Video Media



Title: Woodturning: Projects for Everyone, Volume 1
Reference No.: 2002.11.17.001
Object type: Videotape
Format: VHS
Copy Number: 1
Artist/Creator: Nick Cook
Subject: Instruction
Description: Nick Cook presents spindle turning projects in this video--beads and coves, honey dipper, baby rattle, rolling pin, spinning top

Audio and Video Media



Title: Woodturning: Projects for Everyone, Volume 2
Reference No.: 2002.11.17.003
Object type: Videotape
Format: VHS
Copy Number: 1
Artist/Creator: Nick Cook
Subject: Instruction
Description: Nick Cook presents face turning projects in this video--basic plate, simple bowl, natural edge bowl